

winTURK

PVC KAPI VE PENCERE SİSTEMLERİ

*Tasarım ayrıcalığı
ve kalitesiyle
yaşam alanlarınızda
maksimum konfor...*




85 mm'lik 7 Odacıklı
YENİ DİZAYN

Minaserisi **Mira**serisi **Vega**serisi **Orion**serisi **Atlas**serisi **Atlantis**serisi **Arctic**serisi **Sürme**serisi
60'LİK 3 ODACIKLI SİSTEM 60'LİK 4 ODACIKLI SİSTEM 70/60 4 ODACIKLI SİSTEM 70'LİK 5 ODACIKLI SİSTEM 80'LİK 6 ODACIKLI SİSTEM 80'LİK 6 ODACIKLI SİSTEM 85'LİK 7 ODACIKLI SİSTEM






TR PVC kapı ve pencere sektöründe faaliyet göstermek üzere 1994 yılında kurulan Eray Plastik, Eskişehir Organize Sanayi Bölgesinde 20.000 m²'si kapalı olmak üzere toplam 30.000 m²'lik yerleşkesinde kendi AR-GE çalışmaları ile geliştirdiği yüksek kalite ve estetiğe sahip ürünlerini yurt içi ve yurt dışı pazarlarına sunmaktadır. Üretimde kullanılan hatlar Avrupa'nın en iyileri kabul edilen Alman Krausmaffei ve Avusturya Greinner PVC ekstrüzyon hatlarıdır. Müşteri talep ve ihtiyaçlarına en doğru çözümleri üretmek amacıyla çeşitli renk ve ölçülerde PVC profil, PVC levha, sandwich panel PVC pencere, kapı ve dekoratif kapı paneli üretimi yapılmaktadır.



Estetik görünümü ve kullanım kolaylığı ile tasarlanan PVC Kapı ve Pencere Sistemleri her türlü mimari yapıya ve aksesuara uyum sağlar.



EN Eray Plastik was established in 1994 to work in the PVC doors and windows sector, offering high-quality aesthetic products developed by R&D studies in Eskişehir Industrial Zone, for local and global markets in the closed area of 20,000 square meters, and 30,000 square meters of total factory area. German Krausmaffei and Austria Greinner PVC extrusion machines, which are recognized as Europe's best are used in the production lines. PVC profiles, PVC sheet panels, sandwich panels, windows, doors and decorative door panels are produced in different colors and sizes to produce the most accurate solutions to customer requirements and needs.

Designed with aesthetic appearance and ease of use, PVC Door and Window Systems adapt to all kinds of architectural structures and accessories.







PVC Profil

PVC Profile

TR • Modern yaşam alanları için dizayn edilmiş, ses ve ısı yalıtımı sağlayan

Minaserisi 60'LİK 3 ODACIKLI SİSTEM
Miraserisi 60'LİK 4 ODACIKLI SİSTEM
Vegaserisi 70/60 4 ODACIKLI SİSTEM
Arcticserisi 85'LİK 7 ODACIKLI SİSTEM
Orionserisi 70'LİK 5 ODACIKLI SİSTEM
Atlasserisi 80'LİK 6 ODACIKLI SİSTEM
Sürmeserisi
Atlantisserisi 80'LİK 6 ODACIKLI SİSTEM

- Toz ve kir tutmayı önleyen, estetik görünüm sağlayan oval yüzey
- Su tahliyesi sağlayan eğimli yüzey
- Kendinden gri contalı profiller
- Parlak ve pürüzsüz yüzeyler
- Tek tırnak çita yuvası ile kolay cam montajı
- Kendinden contalı dekoratif çitalar
- 4 mm tek cam, 4+12+4=20 mm, 4+16+4=24 mm çift cam ve 4+9+4+9+4=30 mm, 4+10+4+10+4=32 mm üç cam uygulama seçenekleri
- Yüksek mukavemetli, sıcak daldırma, galvanizli tek tip çelik destek sacı
- Farklı renklerde laminasyon seçenekleri
- Uzun ömürlü ve her türlü iklim şartına uyumlu



EN • Systems designed for modern living spaces, sound and heat insulation

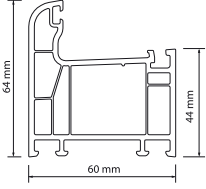
Minaserisi 60'LİK 3 ODACIKLI SİSTEM
Miraserisi 60'LİK 4 ODACIKLI SİSTEM
Vegaserisi 70/60 4 ODACIKLI SİSTEM
Arcticserisi 85'LİK 7 ODACIKLI SİSTEM
Orionserisi 70'LİK 5 ODACIKLI SİSTEM
Atlasserisi 80'LİK 6 ODACIKLI SİSTEM
Sürmeserisi
Atlantisserisi 80'LİK 6 ODACIKLI SİSTEM

- Oval design that allows to keep dust and dirt away from surface while providing aesthetic appearance
- Surface slope that allows water drainage
- Profiles with gray seal
- Bright and smooth surfaces
- Easy fit glass with one leg glass bead
- Decorative glass bead with gaskets seal
- 4 mm single glass, 4+12+4=20 mm, 4+16+4=24 mm double glazing and 4+9+4+9+4=30 mm, 4+10+4+10+4=32 mm three glass application options
- High strength, hot dipping, galvanized one type supporting steel plate
- Different lamination options
- Long-lasting and compatible with all kinds of weather condition



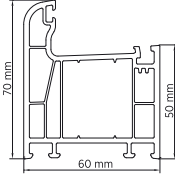
Mira serisi

60'LIK 4 ODACIKLI SİSTEM



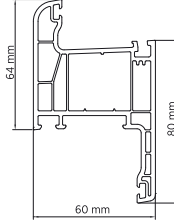
W 6410

Kasa Profili / Frame Profile
Ağırlık / Weight: 0.955 kg / mt



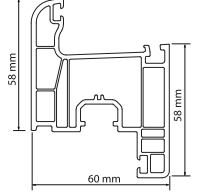
W 6410 S

Süper Kasa Profili
Super Frame Profile
Ağırlık / Weight: 1.100 kg / mt



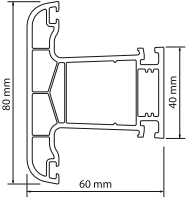
W 6410 P

Pervazlı Kasa Profili
Border Frame Profile
Ağırlık / Weight: 1.260 kg / mt



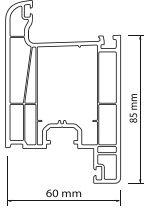
W 6420

Kanat Profili / Sash Profile
Ağırlık / Weight: 1.080 kg / mt



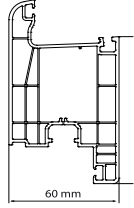
W 6430

Orta Kayıt Profili
Mullion Profile
Ağırlık / Weight: 1.010 kg / mt



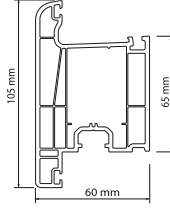
W 6440-1

Kapı Kanat Profili
Door Sash Profile
Ağırlık / Weight: 1.400 kg / mt



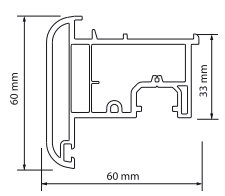
W 6440-2

Kapı Kanat Profili
Door Sash Profile
Ağırlık / Weight: 1.267 kg / mt



W 6450

Dışa Açılan Kapı Kanat Profili
Reverse Door Sash Profile
Ağırlık / Weight: 1.400 kg / mt

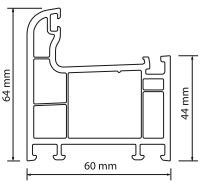


W 6460

Hareketli Orta Kayıt Profili
Moveable Mullion Profile
Ağırlık / Weight: 0.872 kg / mt

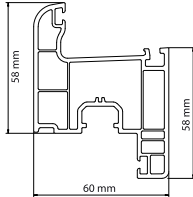
Minaserisi

60'LIK 3 ODACIKLI SİSTEM



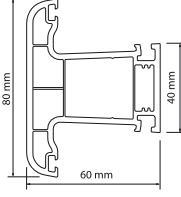
W 6310

Kasa Profili
Frame Profile
Ağırlık / Weight: 0.870 kg / mt



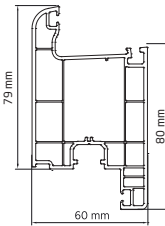
W 6320

Kanat Profili
Sash Profile
Ağırlık / Weight: 1.010 kg / mt



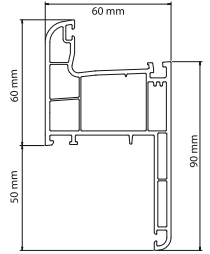
W 6330

Orta Kayıt Profili
Sash Profile
Ağırlık / Weight: 0.930 kg / mt



V 6440

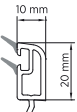
Kapı Kanat Profili
Door Sash Profile
Ağırlık / Weight: 1.213 kg / mt



W 6310P

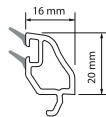
Pervazlı Kasa Profili
Border Frame Profile
Ağırlık / Weight: 1.140 kg / mt

Ortak Çıtalar



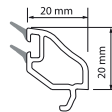
S 006

Üç Cam Çıtası (30 mm)
Three Glass Bead (30 mm)
Ağırlık / Weight: 0.160 kg / mt



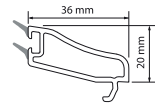
W 6470

Çift Cam Çıtası (24 mm)
Double Glass Bead (24 mm)
Ağırlık / Weight: 0.175 kg / mt



W 6480

Çift Cam Çıtası (20 mm)
Double Glass Bead (20 mm)
Ağırlık / Weight: 0.185 kg / mt

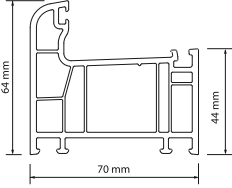


W 6490

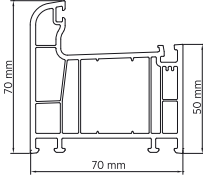
Tek Cam Çıtası (4 mm)
Single Glass Bead (4 mm)
Ağırlık / Weight: 0.245 kg / mt

Orionserisi

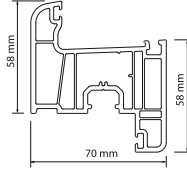
70'LİK 5 ODACIKLI SİSTEM



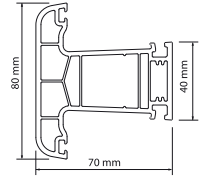
W 7010
Kasa Profili / Frame Profile
Ağırlık / Weight: 1.100 kg/mt



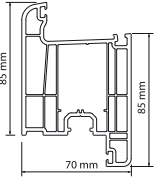
W 7010 S
Süper Kasa Profili
Super Frame Profile
Ağırlık / Weight: 1.180 kg/mt



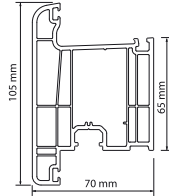
W 7020
Kanat Profili / Sash Profile
Ağırlık / Weight: 1.230 kg/mt



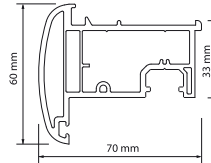
W 7030
Orta Kayıt Profili
Mullion Profile
Ağırlık / Weight: 1.170 kg/mt



W 7040
Kapı Kanat Profili
Door Sash Profile
Ağırlık / Weight: 1.550 kg/mt



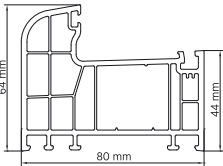
W 7050
Dışa Açılan Kapı Kanat Profili
Reverse Door Sash
Ağırlık / Weight: 1.550 kg/mt



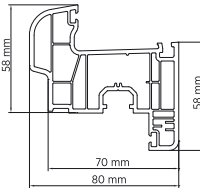
W 7060
Hareketli Orta Kayıt Profili
Moveable Mullion Profile
Ağırlık / Weight: 0.980 kg / mt

Atlasserisi

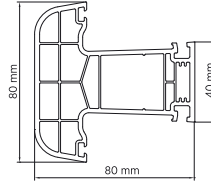
80'LİK 6 ODACIKLI SİSTEM



W 8010
Kasa Profili / Frame Profile
Ağırlık / Weight: 1.300 kg / mt

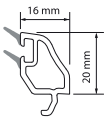


W 8020
Damlalıklı Kanat Profili
Self Drainage Sash Profile
Ağırlık / Weight: 1.390 kg/mt

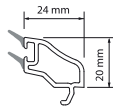


W 8030
Orta Kayıt Profili / Mullion Profile
Ağırlık / Weight: 1.410 kg / mt

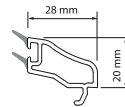
Ortak Çıtalar



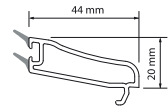
W 6470
Üç Cam Çıtası (32 mm)
Three Glass Bead (32 mm)
Ağırlık / Weight: 0.175 kg/mt



W 7070
Çift Cam Çıtası (24 mm)
Double Glass Bead (24 mm)
Ağırlık / Weight: 0.220 kg/mt



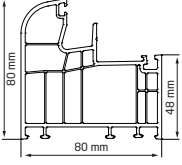
W 7080
Çift Cam Çıtası (20 mm)
Double Glass Bead (20 mm)
Ağırlık / Weight: 0.210 kg/mt



W 7090
Tek Cam Çıtası (4 mm)
Single Glass Bead (4 mm)
Ağırlık / Weight: 0.283 kg/mt

Atlantis serisi

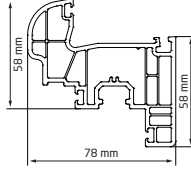
80'LİK 6 ODACIKLI SİSTEM



V 8010

Kasa Profili / Frame Profile

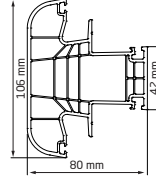
Ağırlık / Weight : 1.400 kg / mt



V 8020

Kanat Profili / Sash Profile

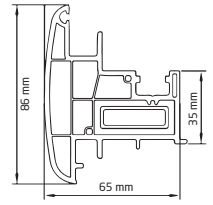
Ağırlık / Weight : 1.360 kg / mt



V 8030

**Orta Kayıt Profili
Mullion Profile**

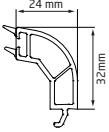
Ağırlık / Weight : 1.680 kg / mt



W 7060

**Hareketli Orta Kayıt Profili
Moveable Mullion Profile**

Ağırlık / Weight : 1.180 kg / mt

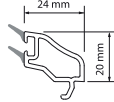


W 8070

Çift Cam Çıtası

Double Glass Bead (24 mm)

Ağırlık / Weight : 0.263 kg / mt

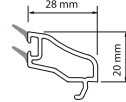


W 7070

Çift Cam Çıtası (24 mm)

Double Glass Bead (24 mm)

Ağırlık / Weight : 0.220 kg / mt

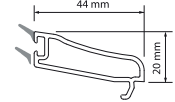


W 7080

Çift Cam Çıtası (20 mm)

Double Glass Bead (20 mm)

Ağırlık / Weight : 0.210 kg / mt



W 7090

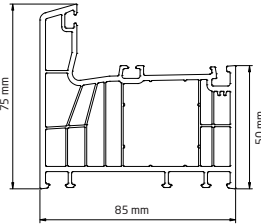
Tek Cam Çıtası (4 mm)

Single Glass Bead (4 mm)

Ağırlık / Weight : 0.283 kg / mt

Arctic serisi

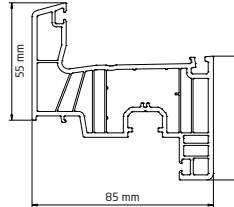
85'LİK 7 ODACIKLI SİSTEM



W 8510

**Kasa Profili
Frame Profile**

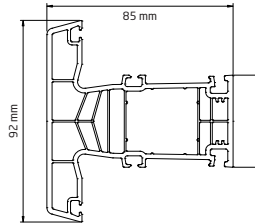
Ağırlık / Weight : 1.525 kg / mt



W 8520

**Kanat Profili
Sash Profile**

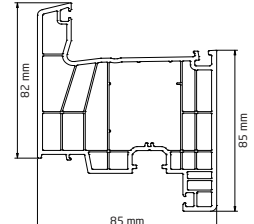
Ağırlık / Weight : 1.530 kg / mt



W 8530

**Orta Kayıt Profili
Mullion Profile**

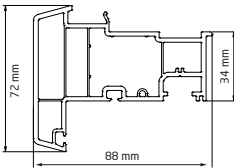
Ağırlık / Weight : 1.630 kg / mt



W 8540

**Kapı Kanat Profili
Door Sash Profile**

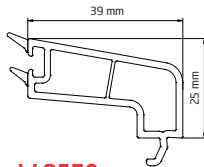
Ağırlık / Weight : 1.950 kg / mt



W 8560

**Hareketli Orta Kayıt Profili
Moveable Mullion Profile**

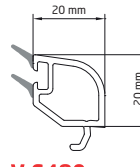
Ağırlık / Weight : 1.290 kg / mt



W 8570

**Çift Cam Çıtası (24mm)
Single Glass Bead (24mm)**

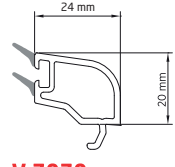
Ağırlık / Weight : 0.345 kg / mt



V 6480

**Çift Cam Çıtası (43mm)
Double Glass Bead (43mm)**

Ağırlık / Weight : 0,167 kg / mt

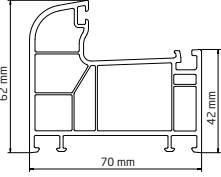


W 7070

**Çift Cam Çıtası (39mm)
Double Glass Bead (39mm)**

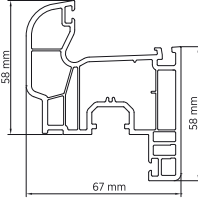
Ağırlık / Weight : 0.210 kg / mt

Vegäserisi
70/60 4 ODACIKLI SİSTEM



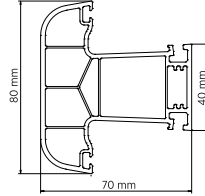
W 7610

Kasa Profili / Frame Profile
Ağırlık / Weight: 0.970 kg/mt



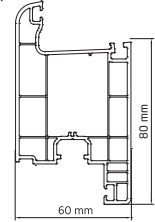
V 7620

Damlalıklı Kanat Profili
Self Drainage Sash Profile
Ağırlık / Weight: 1.090 kg/mt



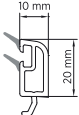
W 7630

Orta Kayıt Profili
Mullion Profile
Ağırlık / Weight: 1.100 kg/mt



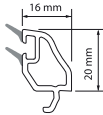
V 6440

Kapı Kanat Profili
Door Sash Profile
Ağırlık / Weight: 1.213 kg/mt



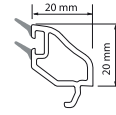
S 006

Üç Cam Çıtası (30 mm)
Three Glass Bead (30 mm)
Ağırlık / Weight: 0.160 kg/mt



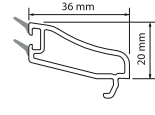
W 6470

Çift Cam Çıtası (24 mm)
Double Glass Bead (24 mm)
Ağırlık / Weight: 0.175 kg/mt



W 6480

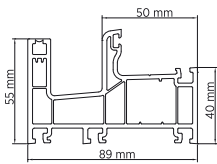
Çift Cam Çıtası (20 mm)
Double Glass Bead (20 mm)
Ağırlık / Weight: 0.185 kg/mt



W 6490

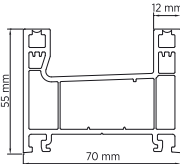
Tek Cam Çıtası (4 mm)
Single Glass Bead (4 mm)
Ağırlık / Weight: 0.245 kg/mt

Sürme serisi



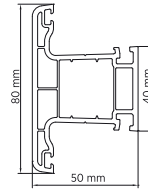
S 001

Sürme Tek Raylı Kasa
Fixed Sliding Door Frame Profile
Ağırlık / Weight: 1.470 kg/mt



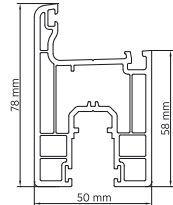
S 002

Sürme Çift Raylı Kasa
Fixed Sliding Door Frame Profile
Ağırlık / Weight: 1.150 kg/mt



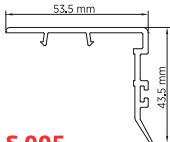
S 003

Sürme Orta Kayıt Profili
Sliding Mullion Profile
Ağırlık / Weight: 1.010 kg/mt



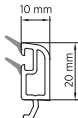
S 004

Sürme Kanat
Sliding Sash Profile
Ağırlık / Weight: 1.240 kg/mt



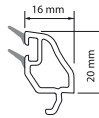
S 005

Sürme Kanat Kapama
Sliding Door Sash Profile
Ağırlık / Weight: 0.320 kg/mt



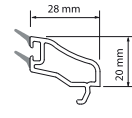
S 006

Sürme Çift Cam Çıtası (24 mm)
Sliding Double Glass Bead (24 mm)
Ağırlık / Weight: 0.160 kg/mt



W 6470

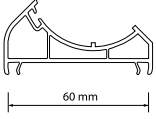
Çift Cam Çıtası (18-20 mm)
Double Glass Bead (18-20 mm)
Ağırlık / Weight: 0.175 kg/mt



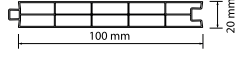
W 7080

Tek Cam Çıtası (4 mm)
Single Glass Bead (4 mm)
Ağırlık / Weight: 0.210 kg/mt

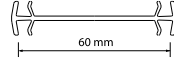
Yardımcı Profiller



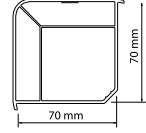
W 6520
60 mm Köşe Dönüş Adaptörü
60 mm Corner Turning Adapter
Ağırlık / Weight : 0.520 kg / mt



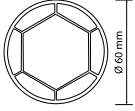
W 6530
100 mm Panel Profili
100 mm Panel Profile
Ağırlık / Weight : 0.560 kg / mt



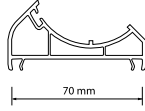
W 6540
60 mm İnce Bağ Profili
60 mm Coupling Profile
Ağırlık / Weight : 0.265 kg / mt



W 7100
70x70 Kutu Profili
70x70 Corner Profile
Ağırlık / Weight : 0.980 kg / mt



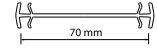
W 7110
Köşe Dönüş Borusu
Corner Turning Pipe
Ağırlık / Weight : 0.745 kg / mt



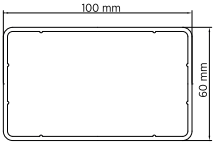
W 7120
70 mm Köşe Dönüş Adaptörü
70 mm Corner Turning Adapter
Ağırlık / Weight : 0.605 kg / mt



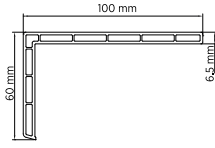
W 7130
150 mm Panel Profili
150 mm Panel Profile
Ağırlık / Weight : 0.790 kg / mt



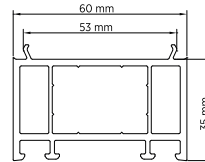
W 7140
70 mm İnce Bağ Profili
70 mm Coupling Profile
Ağırlık / Weight : 0.295 kg / mt



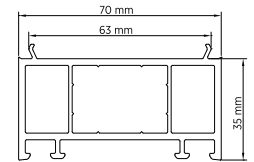
W 9010
100 x 60 Kutu Profili
100x60 Corner Profile
Ağırlık / Weight : 0.990 kg / mt



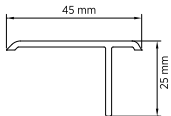
W 9020
Pervaz Profili
Sill Joint Extension Profile
Ağırlık / Weight : 0.720 kg / mt



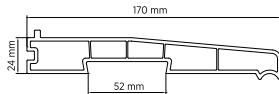
W 9060
60 mm Kasa Yükseltme Profili
60 mm Frame Extension Profile
Ağırlık / Weight : 0.760 kg / mt



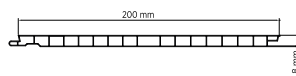
W 9070
70 mm Kasa Yükseltme Profili
70 mm Frame Extension Profile
Ağırlık / Weight : 0.830 kg / mt



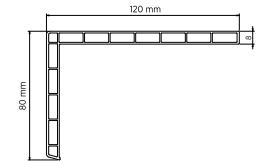
W 9040
T Kapama
Asymmetrical T
Ağırlık / Weight : 0.200 kg / mt



W 9000
Denizlik Profili
Outer Sill Profile
Ağırlık / Weight : 1.450 kg / mt



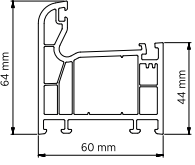
W 9030
Tavan Lambri
Flat PVC Panel
Ağırlık / Weight : 0.370 kg / mt



W 9050
Sill Jant Profili
Sill Joint Extension Profile
Ağırlık / Weight : 0.820 kg / mt

Alyaseriesi

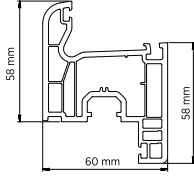
60'LIK 4 ODACIKLI SİSTEM



V 6610

Kasa Profili
Frame Profile

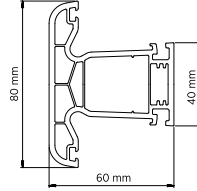
Ağırlık / Weight : 1.110 kg / mt



V 6620

Kanat Profili
Sash Profile

Ağırlık / Weight : 1.280 kg / mt

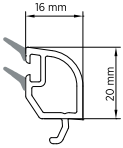


V 6630

Orta Kayıt Profili
Mullion Profile

Ağırlık / Weight : 1.220 kg / mt

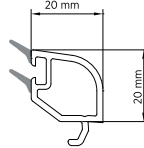
Alternatif Çıtalar



V 6470

Çift Cam Çıtası (24 mm)
Double Glass Bead (24 mm)

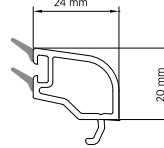
Ağırlık / Weight : 0.180 kg / mt



V 6480

Çift Cam Çıtası (20 mm)
Double Glass Bead (20 mm)

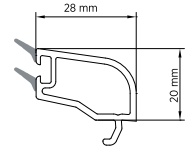
Ağırlık / Weight : 0.190 kg / mt



V 7070

Çift Cam Çıtası (24 mm)
Double Glass Bead (24 mm)

Ağırlık / Weight : 0.210 kg / mt

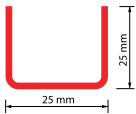


V 7080

Çift Cam Çıtası (20 mm)
Double Glass Bead (20 mm)

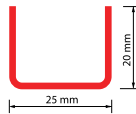
Ağırlık / Weight : 0.220 kg / mt

Destek Sac Detayları



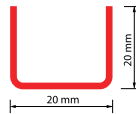
DS 001

Kasa / Kanat / Orta Kayıt
Destek Sacı
Frame / Sash / Mullion Steel



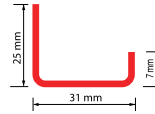
DS 002

Sürme Çiftli Kasa
Destek Sacı
Sliding Double Frame
Steel



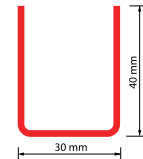
DS 003

Sürme Tekli Kasa
Destek Sacı
Sliding Single Frame
Steel



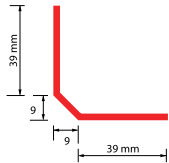
DS 004

Kanat Özel Sacı
Sash Special Steel



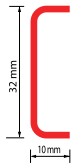
DS 005

Kapı / Dışa Açılan
Kapı Sacı
Door / Reverse Door Steel



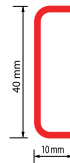
DS 006

70 x 70 Kutu Sacı
70 x 70 Corner Steel



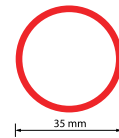
DS 007

60 mm Hareketli Orta Kayıt Sacı
60 mm Moveable Mullion Steel



DS 008

70 mm Hareketli Orta Kayıt Sacı
70 mm Moveable Mullion Steel



DS 009

Köşe Dönüş Boru Sacı
Corner Turning Pipe Steel

TR Hammadde tedariginden, nihai ürünün müşteriyle buluşmasına kadarki sürecin tamamında kaliteyi ön planda tutan firmamız üretimini ISO 9001:2000 ve TSE belgeleri ile güvence altına almıştır. İleri teknolojinin Türk mühendis ve iş gücü ile birleşmesiyle kalıcı müşteri memnuniyeti hedeflenmektedir.

winTURK ticari kaygıların ötesine "değer yaratma" amacı taşır. Bu değer müşterileriyle, şehriyle, ülkesiyle ve şirketin bu güne ulaşmasında emekleri çok büyük olan çalışanlarıyla arasındaki bağı yansıtmaktadır. Firma, şu an itibarıyla 30'a yakın ülkeye aktif ihracat yaparken ve hacmini günden güne arttırmaktadır.



EN Our company, which prioritizes quality in the entire process from raw material supply to the meeting of the final product with the customer, has secured its production with ISO 9001:2000 and TSE documents. With the perfect combination of advanced technology with Turkish engineers and workforce, permanent customer satisfaction is aimed.

winTURK aims to "create value" beyond commercial concerns. This value reflects the connection between its customers, its city, its country, and its employees, who have made great efforts in helping the company reach this day. As of now, the company is actively exporting to nearly 30 countries and increasing its volume day by day.



PVC Levha

PVC Sheet

TR PVC esaslı levhalar 0.55 mm'den 2.00 mm kalınlığa ve 2000 mm genişliğe kadar ölçülerde çeşitli renk seçenekleri ile thermo ve düz olmak üzere isteğe göre üretilmektedir.

- Yüksek UV dayanımı vardır.
- Darbe direnci yüksektir.
- Suya karşı dayanıklıdır.
- Isı iletkenliği düşüktür.
- Isı izolasyonu yüksektir.
- Ses izolasyonu yüksektir.

Thermoform levhalar thermoform makinesinde kolaylıkla şekillendirilerek kullanılabilir. Genel olarak PVC Sandwich Panel yapımında, Dekoratif Kapı Panelleri yapımında ve hijyen gerektiren gıda sektöründe kaplama malzemesi olarak kullanılmaktadır.

EN PVC-based sheets are produced in various color options, from 0.55 mm to 2.00 mm thickness and 2000 mm wide, as thermo and flat, on demand.

- It has high UV resistance.
- Impact resistance is high.
- It is water resistant.
- Its thermal conductivity is low.
- Heat insulation is high.
- Sound insulation is high.

Thermoform sheets can be easily shaped and used in a thermoforming machine. It is generally used as a coating material in the production of PVC Sandwich Panels, Decorative Door Panels and in the food industry that requires ultimate hygienic conditions.



Lamine Kaplama

Lamination

TR Değişen müşteri taleplerine, projenin ihtiyacına göre profil ve levhalarımız özel laminasyon makinelerimizle çeşitli renklerde kaplanmaktadır. Fabrika bünyesinde her daim mevcut olan antrasit gri, koyu meşe, altın meşe, ceviz, maun ve siyah gibi renklerin yanı sıra müşterilerin özel isteklerini karşılamak amacıyla başka renklerde lamine folyolar da tedarik edilmektedir.

- Farklı renk seçenekleri ile kapı ve pencereleriniz, yaşam alanlarınıza modern ve estetik bir görünüm katar.
- Ahşap doğramalar gibi bakım ve boya gerektirmez.
- Ahşap görümlü laminasyon seçenekleri ile PVC pencerenin bakım kolaylığının keyfini çıkarırken naturel bir görünüm yakalamak mümkündür.

EN Our profiles and plates are coated in various colors with our special lamination machines according to the changing customer demands and the needs of the project. In addition to the colors such as anthracite gray, dark oak, golden oak, walnut, mahogany and black, which are always available in the factory, laminated foils in other colors are also supplied in order to meet the special requests of the customers.

- With different color options, your doors and windows add a modern and aesthetic look to your living spaces.
- It does not require maintenance and painting like wooden joinery.
- With wood-like lamination options, it is possible to achieve a natural look while enjoying the ease of maintenance of PVC windows.

Lamine Kaplama Örneklerimiz

Lamination Application Examples



altın meşe
golden oak



koyu meşe
dark oak



antrasit gri
coal grey



siyah
black



ceviz
walnut



maun
mahogany





antik meşe
anteak oak



Sandwich Panel

- TR**
- Montajı kolaydır.
 - Mukavemeti yüksektir.
 - Çeşitli lamine renk seçenekleri mevcuttur.
 - Hafif olması sebebiyle, taşınması ve nakliyesi kolaydır.
 - UV dayanımı yüksek olduğundan uzun ömürlüdür.
 - Ses ve ısı izolasyonu sağlar.
 - Geri dönüşümlüdür.
 - Standart olarak 20 mm ve 24 mm kalınlıklarda mevcuttur, müşteri taleplerine göre farklı kombinasyonlarda levha ve XPS kalınlıkları ile üretilebilir.
- EN**
- Easy to install.
 - Its strength is high.
 - Various laminated color options are available.
 - Due to its light weight, it is easy to carry and transport.
 - It is durable thanks to its high UV resistance.
 - Provides sound and heat insulation.
 - It is recyclable.
 - Standard panels are available in 20 mm and 24 mm thicknesses , it can be produced with different combinations of sheets and XPS thicknesses according to customer demands.

Sandwich Panel Örnekleri



P 1020

BEYAZ SANDWICH PANEL
(20 mm)
WHITE SANDWICH PANEL
(20 mm)

P 1020CA

ALTINMEŞE SANDWICH PANEL
(20 mm)
GOLDEN OAK SANDWICH PANEL
(20 mm)

P 1020CM

MAUN SANDWICH PANEL
(20 mm)
MAUN SANDWICH PANEL
(20 mm)

P 1020CK

KOYU MEŞE SANDWICH PANEL
(20 mm)
DARK OAK SANDWICH PANEL
(20 mm)

P 1024

BEYAZ SANDWICH PANEL
(24 mm)
WHITE SANDWICH PANEL
(24 mm)

P 1024CA

ALTINMEŞE SANDWICH PANEL
(24 mm)
GOLDEN OAK SANDWICH PANEL
(24 mm)

P 1024CM

MAUN SANDWICH PANEL
(24 mm)
MAUN SANDWICH PANEL
(24 mm)

P 1024CK

KOYU MEŞE SANDWICH PANEL
(24 mm)
DARK OAK SANDWICH PANEL
(24 mm)



Garantilidir
Guaranteed



Yeşil ve Çevreyi Korur
Protects Green and Environment



Sıcak ve Soğuk Havalara Dayanıklı
Resistant to Hot and Cold Weathers



%100 Yeniden Dönüşümlü
100% Recycled



Zehirli Madde İçermez
Does not contain any poisonous materials



Bakım ve Boya Gerektirmez
No need for Care and Maintenance







winTURK

PVC KAPI VE PENCERE SİSTEMLERİ



Erayppen®

PVC KAPI ve PENCERE SİSTEMLERİ

www.winturk.com.tr

FABRİKA

Organize Sanayi Bölgesi
8. Cadde No: 28 ESKİŞEHİR
Tel: +90 222 236 14 91 (pbx)
Fax: +90 222 236 14 95

İSTANBUL BÖLGE MÜDÜRLÜĞÜ

İkitelli Org. San. Bölg. Eskoop. San. Sit.
C5 Blk No: 231 Başakşehir/İSTANBUL
Tel: +90 212 549 71 93
Fax: +90 212 549 71 94

ZONGULDAK BÖLGE MÜDÜRLÜĞÜ

Yeşil Çaycuma Küçük San.Sit.
C/2 Blok No: 23 Çaycuma/ZONGULDAK
Tel: +90 372 615 32 02
Fax: +90 372 615 32 02